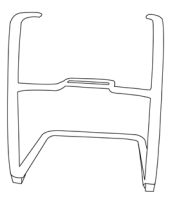







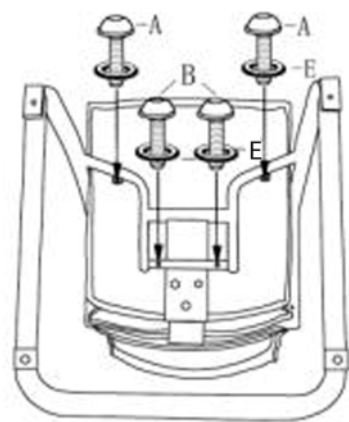

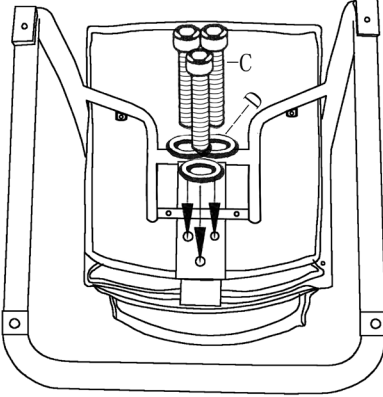
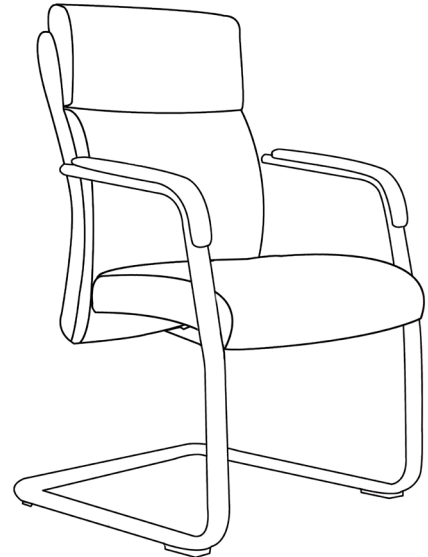


ASTON CANTILEVER ASSEMBLY INSTRUCTIONS

Five footed bases	Screws	①	②
	(A)  (B)  (C)  (D)  (E)  (F)  (G) 	  	
Chair-body	A) 2 6X30MM B) 2 6X45 MM C) 3 8X20MM D) 3 8X20 MM E) 4 6X20MM F) 1 5MM G) 1 6MM		
